

BIOSAFETY CABINET

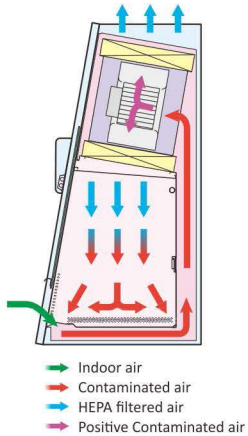
Each Biosafety Cabinet has been put through 8 performance tests, a UV lighting intensity test and 3 electrical safety tests before leaving the factory.



Full-Color Microcomputer Touch Panel

GRAPHICAL USER INTERFACE DESIGN. EASY TO OPERATE. PROVIDES USER WITH A BETTER VIEW OF REAL-TIME OPERATION STATUS THROUGH THE SCREEN. IDEAL TO ACCESS VARIOUS FUNCTIONS AND PARAMETER SETTINGS.

Real-time digital display of inflow velocity, downflow velocity, HEPA filter pressure, and usage time of HEPA filters and UV lamp.




Multiple Protection Design Increases Security Level Significantly

DOUBLE-WALL CABINET STRUCTURES. CONTAMINATED AREA SURROUNDED WITH NEGATIVE PRESSURE TO FULLY PREVENT LEAKAGE OF CONTAMINATED AIR.

Supply/Exhaust HEPA filter 99.99% efficiency @0.3 micron (Class H14)

Control systems and pipelines completely isolated from contaminated areas for convenient and safe maintenance.

Innovative surrounded air intake grille design. All contaminated air in the work area is enclosed inside the cabinet. No safety dead end; the safety of personnel is never compromised.



ECM Brushless DC Motor With Excellent Energy Efficiency

BIOSAFETY CABINETS WITH THE WORLD'S HIGHEST ECM RATING FOR BRUSHLESS DC MOTOR; MULTIPLE ENERGY - SAVING, STABILITY, HIGH EFFICIENCY AND LOW MAINTENANCE CHARACTERISTICS.



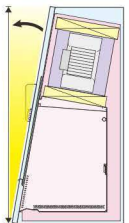
SAVE 88%

Power consumption saving by 86% against traditional PSC motors. (Internal test)

- Constant air flow design adjusts air pressure automatically providing stable air flow to extend the HEPA filter life.
- High torque design and superior efficiency. It can transport more air volume and pressure than traditional AC motors.
- More than 80% of the output power is converted into kinetic energy to achieve amazing energy-savings.
- Stable motor output which is not sensitive to external voltage surges can withstand 6KV surge circuit.
- Applied case design protects internal electronic components from dust pollution.
- Low operation temperature to extend the motor life.

User-Friendly Operation and Maintenance

- Apply Key to switch power for operator security control.
- Ergonomic 10 degrees angle window design. Reduces operation discomfort over long-term use of limbs and eye strain.
- Work area and work tray are fabricated in one single-piece of stainless steel with rounded corners designed to reduce particulate adhesion and for easy cleaning and maintenance.
- Patented HEPA filter fixation design for a more secure locking device.
- Can replace HEPA filters rapidly from the front of cabinet quickly and easily.
- Pioneered single-piece stainless steel design of work tray with front grille. The front grille Arc increases the fluency of the inflow air. It can be used as an armrest and eliminates the need for additional armrest fittings.
- Removable single-piece work tray can be easily removed for cleaning and collection of spilled liquid.



▲ Arc-shaped armrest / grill



▲ Uplifting tray

Specification										
Model	3 feet		4 feet		5 feet		6 feet			
International Certification	• EN 12469 • ISO 9001:2015		• NSF 49 (25cm) • EN 12469 • ISO 9001:2015		• EN 12469 • ISO 9001:2015		• EN 12469 • ISO 9001:2015			
External Dimensions W×D×H (without support stand 660 mm)	1034×789×1537 mm		1334×789×1537 mm		1634×789×1537 mm		1934×789×1537 mm			
Internal Dimensions W×D×H	920×626×709 mm		1220×626×709 mm		1520×626×709 mm		1820×626×709 mm			
Cabinet Main Construction	<ul style="list-style-type: none"> Working area: Stainless Steel#304 (Option: Viro-cut stainless steel, SUS#316) External construction: Cold-rolled steel with powder coating finish 									
Air Flow	70% re-circulated / 30% exhausted									
Window Operation Height	20 cm, 25 cm									
Avg. Inflow Velocity	0.51 m/s									
Avg. Downflow Velocity	0.325 m/s		0.30 m/s		0.30 m/s		0.30 m/s			
Exhaust Air Volume with Exhaust Canopy	9m ³ /min (20cm) 10m ³ /min (25cm)		11m ³ /min (20cm) 13m ³ /min (25cm)		14m ³ /min (20cm) 16m ³ /min (25cm)		17m ³ /min (20cm) 19m ³ /min (25cm)			
Supply/Exhaust HEPA Filter	99.99% @0.3 micron (Class H14)									
Light Intensity	> 1,000 lux									
Sound Level	< 55dBA (20cm) < 58dBA (25cm)		< 57dBA (20cm) < 63dBA (25cm)		< 59dBA (20cm) < 60dBA (25cm)		< 61dBA (20cm) < 62dBA (25cm)			
UV Lamp	254 nm/ FL 20W×1		254 nm/ FL 30W×1		254 nm/ FL 40W×1		254 nm/ FL 20W×2			
Fluorescent Lamp	T5/21W×2		T5/28W×2		T5/35W×2		T5/21W×4			
Window Glass	6mm tempered glass									
Electrical Outlets	North America (UL Listed), Europe/Worldwide (CE Certified)									
Optional Accessories	<ul style="list-style-type: none"> IV bar with 6 hooks / hanging basket Service valves(air, gas, vacuum) , CSA Certified Exhaust canopy Brake casters Moveable elbow / arm rest 									
Room Height Suggested	227cm at least									
Power	115V / 15A		185W (20cm)		230W (20cm)		380W (20cm)		430W (20cm)	
Consumption	230V / 10A		220W (25cm)		300W (25cm)		400W (25cm)		490W (25cm)	
	100V / 15A									
Net Weight	210 kg		240 kg		280 kg		320 kg		320 kg	
Shipping Weight	240 kg		280 kg		320 kg		370 kg		370 kg	
Shipping Dimensions W×D×H	1100×850×1950±30mm		1400×850×1950±30mm		1700×850×1950±30mm		2000×850×1950±30mm		2000×850×1950±30mm	

Ordering Guide – Model Number									
Cabinet Model	3 feet		4 feet		5 feet		6 feet		Window Position
Touch Screen / 115V,60Hz	AHA-103-AA-A		AHA-133-AA-A		AHA-163-AA-A		AHA-193-AA-A		20 cm
	AHA-103-AA-B		AHA-133-AA-B		AHA-163-AA-B		AHA-193-AA-B		25 cm
Touch Screen / 230V,50/60Hz	AHA-103-AB-A		AHA-133-AB-A		AHA-163-AB-A		AHA-193-AB-A		20 cm
	AHA-103-AB-B		AHA-133-AB-B		AHA-163-AB-B		AHA-193-AB-B		25 cm
Touch Screen / 100V, 50/60Hz	AHA-103-AC-A		AHA-133-AC-A		AHA-163-AC-A		AHA-193-AC-A		20 cm
	AHA-103-AC-B		AHA-133-AC-B		AHA-163-AC-B		AHA-193-AC-B		25 cm
Membrane Switch / 115V,60Hz	AHA-103-CA-A		AHA-133-CA-A		AHA-163-CA-A		AHA-193-CA-A		20 cm
	AHA-103-CA-B		AHA-133-CA-B		AHA-163-CA-B		AHA-193-CA-B		25 cm
Membrane Switch / 230V,50/60Hz	AHA-103-CB-A		AHA-133-CB-A		AHA-163-CB-A		AHA-193-CB-A		20 cm
	AHA-103-CB-B		AHA-133-CB-B		AHA-163-CB-B		AHA-193-CB-B		25 cm
Membrane Switch / 100V, 50/60Hz	AHA-103-CC-A		AHA-133-CC-A		AHA-163-CC-A		AHA-193-CC-A		20 cm
	AHA-103-CC-B		AHA-133-CC-B		AHA-163-CC-B		AHA-193-CC-B		25 cm